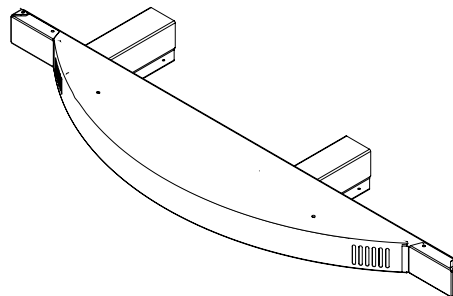


# Flame Fire Plinth Sets Instructions

**All** Plinth Sets must have two runners supplied as the plinth on its own will not support the heater.

## • Royale Inbuilt Flame Fire

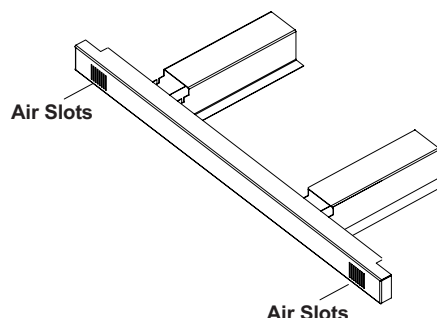
With mandatory Flueing on the Royale IB, the plinth set with the air slots can be used. With a solid flue connected to the heater and discharged to atmosphere, the vents in the front of the plinth will not affect the operation of the flue.



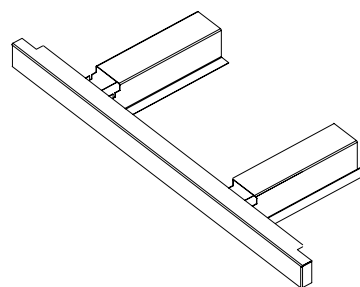
## • Slimfire

As the Slimfire does not have mandatory flueing there are two types of plinth sets.

1. For Installation into a Zero Clearance Box the plinth kit is supplied with the Zero Clearance Kit.  
**[Note: Air Slots in the front panel].**



2. For Installation into a masonry fireplace the Plinth Kit: FLFSPB (Black) or Plinth Kit: FLFSPS (Stainless Steel).  
**[Note: No Air Slots in the front panel].**



### **Slimfire installed in a Zero Clearance Box -**

Use the plinth set supplied with the zero clearance kit. This kit has air slots in the front used for the purpose of allowing air to pass through and cool the Zero Clearance Box.

**Slimfire installed in Masonry Fire Place using the Chimney for the Flue** - Use Plinth Kit Part No. FLFSPB (Black) or Part No. FLFSPS (Stainless steel). This kit does not have air slots in the front panel. The masonry chimney does not need to be cooled and as the chimney is being used as the flue. The installation must be sealed to prevent products of combustion entering the room.

## • Inspiration Fireplace Suite

*Non Masonry installations* will have the plinth set supplied in the Zero Clearance Box.

*Masonry fireplace installations* require an additional plinth set FLFSPB (Black) or FLFSPS (Stainless Steel) to enable the Slimfire heater to be installed. Plinth sets are to be purchased separately.

**Rinnai Australia Pty. Ltd.** ABN 74 005 138 769

### **Head Office**

10-11 Walker Street,  
Braeside, Victoria 3195  
P.O. Box 460

Tel: (03) 9271 6625  
Fax: (03) 9271 6622

### **National Help Lines**

Spare Parts & Technical Info  
Tel: 1300 366 388\*  
Fax: 1300 300 141\*

\*Cost of a local call Higher from mobile or public phones.

Internet: [www.rinnai.com.au](http://www.rinnai.com.au)  
E-mail: [enquiry@rinnai.com.au](mailto:enquiry@rinnai.com.au)