

Slimfire Surround (FLFSBEXT) Installation Instruction

This surround must be installed in accordance with the following regulations:

- Current AS5601
- Manufacturers Instructions
- Local regulations & municipal building codes

Installation, Service & Removal of this surround by an Authorised Person only.

APPLICATION

This surround is for installation with Rinnai Slimfire (IB25R) heaters to eliminate the requirement to use packing materials when fitting this appliance into masonry fireplaces between 710mm to 795mm wide.

LOCATION

The installation **MUST BE** into a hearth that is clean, level with all penetrations sealed, with a minimum depth of 310mm. For details, refer to the Slimfire Customer/Installation manual.

GENERAL ASSEMBLY

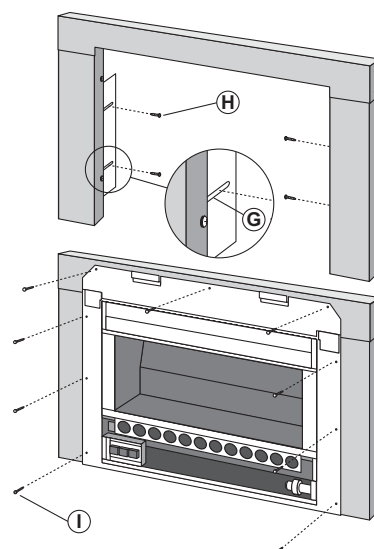
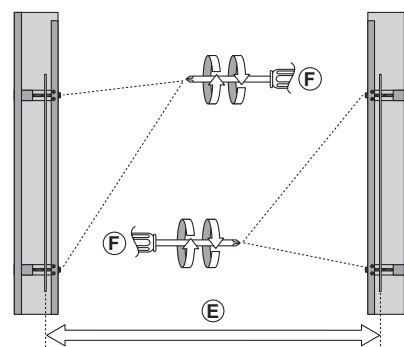
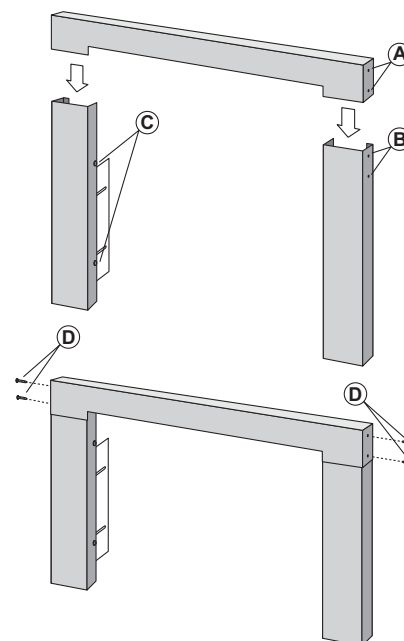
1. Unpack surround components and lay them out on a non abrasive surface, fit the components together as shown, aligning the holes located in the top panel (A) with those located in the side panels (B). When assembled correctly the adjustment screws (C) are facing inwards.
2. Screw the panel assembly together using the screws provided (D).

INSTALLATION

1. Measure the internal width of the fireplace (E).
2. Set the adjustable galvanized metal fixing plates to this measurement using the adjustment screws (F).

Fine tuning of the fixing plates is done by placing the assembly into the fireplace and adjust fixing plates where necessary.

3. With the surround in place mark off the position for the masonry fixings (not provided) within the elongated slots of the fixing plates (G).
4. Remove surround and drill holes for masonry fixing.
5. Re-fit the surround ensuring the sealing strip is positioned correctly and that there is a sufficient seal all around. Screw surround into place with masonry fixings (H).
6. Slide the Slimfire into position, seal and secure to the surround with the fixing screws provided (three across the top and three on each side as shown) (I).



Head Office

10-11 Walker Street,
Braeside, Victoria 3195
P.O. Box 460

Tel: (03) 9271 6625
Fax: (03) 9271 6622

National Help Lines

Spare Parts & Technical Info
Tel: 1300 366 388*
Fax: 1300 300 141*

Internet: www.rinnai.com.au
E-mail: enquiry@rinnai.com.au

*Cost of a local call Higher from mobile or public phones.